












Severn Valley National Historic Stages Rally

Saturday 11th April 2026

Final Award Winners

| Pos | No. | Driver/Co-Driver | Class | Vehicle | Total | Diffn. Leader | Overall Position |
|--|-----|----------------------------------|-------|---|-----------|---------------|------------------|
| Overall Awards | | | | | | | |
| 1 | 14 | Martin McCormack/Barney Mitchell | H12B |  BMW E30 M3 | 0:54:17.2 | | 1 |
| 2 | 15 | Damien Tourish/Kevin Duggan | H8B |  Ford Escort | 0:55:31.4 | 1:14.2 | 2 |
| 3 | 23 | Paul Thompson/Josh Davison | H8B |  Ford Escort | 0:55:46.2 | 1:29.0 | 3 |
| Class H2B | | | | | | | |
| 1 | 93 | Ian Beveridge/Kevin Hogan | H2B |  Toyota Corolla TE27 | 1:06:22.5 | | 19 |
| Class H3B | | | | | | | |
| 1 | 50 | Mark Holmes/Mark Broadbent | H3B |  Ford Escort | 1:01:59.9 | | 14 |
| Class H4B | | | | | | | |
| 1 | 22 | Ben Smith/Steven Smith | H4B |  Porsche 911 RS | 0:56:55.8 | | 7 |
| Class H6B | | | | | | | |
| 1 | 69 | Peter Hinton/Ryan Witty | H6B |  Ford Escort | 1:02:17.4 | | 16 |
| Class H8B | | | | | | | |
| 1 | 20 | Nick Elliott/Dave Price | H8B |  Fiat 131 Abarth | 0:55:51.9 | | 4 |
| 2 | 26 | Simon Webster/Jez Rogers | H8B |  Ford Escort RS1800 | 0:56:39.0 | 0:47.1 | 5 |
| 3 | 17 | Richard Hill/Patrick Cooper | H8B |  Ford Escort RS1800 | 0:56:45.4 | 0:53.5 | 6 |
| Class H11B | | | | | | | |
| 1 | 82 | Ricky Evans/Dan Evans | H11B |  Peugeot 205 | 1:11:16.9 | | 20 |
| Class H12B | | | | | | | |
| | | No finisher eligible | | | | | |
| Results signed by Keith Ashley - Clerk of the Course | | | | | | | |



Severn Valley National Historic Stages Rally

Saturday 11th April 2026

Final Results

| Pos | No. | Driver/Co-driver | Class | Class Posn. | Vehicle | Total Stages | Total Penalty | Total Time | Diff. Leader |
|-----|-----|----------------------------------|-------|-------------|------------------------|--------------|---------------|------------|--------------|
| 1 | 14 | Martin McCormack/Barney Mitchell | H12B | 1 | BMW E30 M3 | 0:54:17.2 | | 0:54:17.2 | |
| 2 | 15 | Damien Tourish/Kevin Duggan | H8B | 1 | Ford Escort | 0:54:31.4 | 1:00.0 | 0:55:31.4 | 1:14.2 |
| 3 | 23 | Paul Thompson/Josh Davison | H8B | 2 | Ford Escort | 0:55:46.2 | | 0:55:46.2 | 1:29.0 |
| 4 | 20 | Nick Elliott/Dave Price | H8B | 3 | Fiat 131 Abarth | 0:55:51.9 | | 0:55:51.9 | 1:34.7 |
| 5 | 26 | Simon Webster/Jez Rogers | H8B | 4 | Ford Escort RS1800 | 0:56:39.0 | | 0:56:39.0 | 2:21.8 |
| 6 | 17 | Richard Hill/Patrick Cooper | H8B | 5 | Ford Escort RS1800 | 0:56:45.4 | | 0:56:45.4 | 2:28.2 |
| 7 | 22 | Ben Smith/Steven Smith | H4B | 1 | Porsche 911 RS | 0:56:55.8 | | 0:56:55.8 | 2:38.6 |
| 8 | 35 | Jack Mathewson/Chris Williams | H8B | 6 | Fiat 131 Abarth | 0:57:17.0 | | 0:57:17.0 | 2:59.8 |
| 9 | 42 | Michael McDaid/Ian Jones | H8B | 7 | Ford Escort Mk2 | 0:57:53.5 | | 0:57:53.5 | 3:36.3 |
| 10 | 33 | Tony Thompson/John Connor | H8B | 8 | Ford Escort Mk2 | 0:58:49.6 | | 0:58:49.6 | 4:32.4 |
| 11 | 49 | Mike Simpson/Dale Gibbons | H8B | 9 | Ford Escort Mk2 RS1800 | 0:59:40.0 | | 0:59:40.0 | 5:22.8 |
| 12 | 25 | Rudi Lancaster/Andrew Richards | H8B | 10 | Ford Escort RS | 1:01:07.7 | | 1:01:07.7 | 6:50.5 |
| 13 | 52 | Phil Squires/Mick Squires | H8B | 11 | Ford Escort | 1:01:53.7 | | 1:01:53.7 | 7:36.5 |
| 14 | 50 | Mark Holmes/Mark Broadbent | H3B | 1 | Ford Escort | 1:01:59.9 | | 1:01:59.9 | 7:42.7 |
| 15 | 67 | Steve Korky Ward/John Millington | H8B | 12 | Ford Escort Mk2 | 1:02:14.1 | | 1:02:14.1 | 7:56.9 |
| 16 | 69 | Peter Hinton/Ryan Witty | H6B | 1 | Ford Escort | 1:02:17.4 | | 1:02:17.4 | 8:00.2 |
| 17 | 53 | Jeremy Easson/Mike Reynolds | H4B | 2 | Datsun 240Z | 1:02:28.6 | | 1:02:28.6 | 8:11.4 |
| 18 | 80 | Neal James/Steven Mark James | H6B | 2 | Ford Escort Mk2 | 1:06:14.1 | | 1:06:14.1 | 11:56.9 |
| 19 | 93 | Ian Beveridge/Kevin Hogan | H2B | 1 | Toyota Corolla TE27 | 1:06:22.5 | | 1:06:22.5 | 12:05.3 |
| 20 | 82 | Ricky Evans/Dan Evans | H11B | 1 | Peugeot 205 | 1:11:16.9 | | 1:11:16.9 | 16:59.7 |
| 21 | 87 | Paul Clayton/Veera Johnson | H11B | 2 | Peugeot 205 GTI | 1:13:14.6 | | 1:13:14.6 | 18:57.4 |
| 22 | 19 | Ben Friend/Osian Owen | H8B | 13 | Ford Escort Mk2 | 1:16:44.2 | | 1:16:44.2 | 22:27.0 |
| 23 | 62 | Terry Cree/Graham Wild | H3B | 2 | BMW 2002 ti | 1:34:18.3 | | 1:34:18.3 | 40:01.1 |
| 24 | 89 | David Gowing/James Crook | H8B | 14 | Ford Escort Mk2 | 1:34:42.7 | | 1:34:42.7 | 40:25.5 |

Results signed by Keith Ashley - Clerk of the Course



Severn Valley National Historic Stages Rally

Saturday 11th April 2026

Final Results by Competition Number

Results to MC4

Number of starters is 24

| No. | Pos | Entrant/Sponsor Driver/Co-driver | Class | Class Posn. | Vehicle | Total Stages | Total Penalty | Total Time | Diff. Leader |
|-----|-----|--|-------|----------------|------------------------|-----------------|------------------|---------------|-----------------|
| 14 | 1 | Marty's 2nd Hand Silverware., Spotter Fee's Paid in Cash Martin McCormack/Barney Mitchell | H12B | 1 | BMW E30 M3 | 0:54:17.2 | | 0:54:17.2 | |
| 15 | 2 | G, Browne Tool Hire Damien Tourish/Kevin Duggan | H8B | 1 | Ford Escort | 0:54:31.4 | 1:00.0 | 0:55:31.4 | 1:14.2 |
| 17 | 6 | R H Motors Richard Hill/Patrick Cooper | H8B | 5 | Ford Escort RS1800 | 0:56:45.4 | | 0:56:45.4 | 2:28.2 |
| 19 | 22 | Allglass Anglia, Speedline Wheels, Press Glass UK, Listers Ben Friend/Osian Owen | H8B | 13 | Ford Escort Mk2 | 1:16:44.2 | | 1:16:44.2 | 22:27.0 |
| 20 | 4 | Rallysport Development Nick Elliott/Dave Price | H8B | 3 | Fiat 131 Abarth | 0:55:51.9 | | 0:55:51.9 | 1:34.7 |
| 22 | 7 | Amigos Tequila Flavoured Beer Ben Smith/Steven Smith | H4B | 1 | Porsche 911 RS | 0:56:55.8 | | 0:56:55.8 | 2:38.6 |
| 23 | 3 | WHT Demolition Ltd Paul Thompson/Josh Davison | H8B | 2 | Ford Escort | 0:55:46.2 | | 0:55:46.2 | 1:29.0 |
| 25 | 12 | Woolacombe Bay Holiday Parks Rudi Lancaster/Andrew Richards | H8B | 10 | Ford Escort RS | 1:01:07.7 | | 1:01:07.7 | 6:50.5 |
| 26 | 5 | Simon Webster/Jez Rogers | H8B | 4 | Ford Escort RS1800 | 0:56:39.0 | | 0:56:39.0 | 2:21.8 |
| 33 | 10 | Cobots Online Tony Thompson/John Connor | H8B | 8 | Ford Escort Mk2 | 0:58:49.6 | | 0:58:49.6 | 4:32.4 |
| 35 | 8 | Mathewsons Motorsport Jack Mathewson/Chris Williams | H8B | 6 | Fiat 131 Abarth | 0:57:17.0 | | 0:57:17.0 | 2:59.8 |
| 42 | 9 | Michael McDaid/Ian Jones | H8B | 7 | Ford Escort Mk2 | 0:57:53.5 | | 0:57:53.5 | 3:36.3 |
| 49 | 11 | Self Storage Worcester, Physio Joint Mike Simpson/Dale Gibbons | H8B | 9 | Ford Escort Mk2 RS1800 | 0:59:40.0 | | 0:59:40.0 | 5:22.8 |
| 50 | 14 | Mark Holmes Engineering Mark Holmes/Mark Broadbent | H3B | 1 | Ford Escort | 1:01:59.9 | | 1:01:59.9 | 7:42.7 |
| 52 | 13 | Rally & Competition Equipment Phil Squires/Mick Squires | H8B | 11 | Ford Escort | 1:01:53.7 | | 1:01:53.7 | 7:36.5 |
| 53 | 17 | Jeremy Easson/Mike Reynolds | H4B | 2 | Datsun 240Z | 1:02:28.6 | | 1:02:28.6 | 8:11.4 |
| 62 | 23 | Terry Cree/Graham Wild | H3B | 2 | BMW 2002 ti | 1:34:18.3 | | 1:34:18.3 | 40:01.1 |
| 67 | 15 | Ralt Engineering Steve Korky Ward/John Millington | H8B | 12 | Ford Escort Mk2 | 1:02:14.1 | | 1:02:14.1 | 7:56.9 |
| 69 | 16 | Peter Hinton/Ryan Witty | H6B | 1 | Ford Escort | 1:02:17.4 | | 1:02:17.4 | 8:00.2 |
| 80 | 18 | Neal James/Steven Mark James | H6B | 2 | Ford Escort Mk2 | 1:06:14.1 | | 1:06:14.1 | 11:56.9 |
| 82 | 20 | HeatedWindscreen.com Ricky Evans/Dan Evans | H11B | 1 | Peugeot 205 | 1:11:16.9 | | 1:11:16.9 | 16:59.7 |
| 87 | 21 | Retro, Race & Rally/Sustain Fuels/Fedima Rally Tyres/PD Extinguishers Paul Clayton/Veera Johnson | H11B | 2 | Peugeot 205 GTi | 1:13:14.6 | | 1:13:14.6 | 18:57.4 |
| 89 | 24 | David Gowing/James Crook | H8B | 14 | Ford Escort Mk2 | 1:34:42.7 | | 1:34:42.7 | 40:25.5 |
| 93 | 19 | Ian Beveridge/Kevin Hogan | H2B | 1 | Toyota Corolla TE27 | 1:06:22.5 | | 1:06:22.5 | 12:05.3 |

Results signed by Keith Ashley - Clerk of the Course



Severn Valley National Historic Stages Rally

Saturday 11th April 2026

Final Stage Times

| No. | Driver | Class | SS 1 | SS 2 | SS 3 | SS 4 | SS 5 | SS 6 | SS 7 | Total Penalty |
|-----|------------------|-------|----------|----------------|----------------|----------------|--------|--------------|----------------|------------------|
| | | | Sarnau 1 | Roman Road 1 | Myherin | Tarennig | Sarnu | Roman Road 2 | Myherin Main | |
| 14 | Martin McCormack | H12B | 4:44.6 | 3:08.1 | 10:59.5 | 7:43.3 | 4:46.1 | 3:19.8 | 19:35.8 | |
| 15 | Damien Tourish | H8B | 4:42.2 | 3:12.6 | 11:16.7 | 7:55.5 | 4:47.1 | 3:10.0 | 19:27.3 | 1:00.0 |
| 17 | Richard Hill | H8B | 4:48.1 | 3:16.4 | 12:31.7 | 8:10.3 | 4:37.8 | 3:17.9 | 20:03.2 | |
| 19 | Ben Friend | H8B | 4:44.4 | 3:15.4 | 20:00.0 | 21:00.0 | 4:35.6 | 3:15.6 | 19:53.2 | |
| 20 | Nick Elliott | H8B | 4:45.6 | 3:16.2 | 11:40.2 | 7:58.9 | 4:53.7 | 3:15.5 | 20:01.8 | |
| 22 | Ben Smith | H4B | 4:44.8 | 3:14.4 | 11:24.2 | 8:11.1 | 5:00.8 | 3:23.5 | 20:57.0 | |
| 23 | Paul Thompson | H8B | 4:46.2 | 3:12.3 | 11:28.8 | 8:02.5 | 4:53.7 | 3:18.0 | 20:04.7 | |
| 25 | Rudi Lancaster | H8B | 4:51.1 | 3:19.4 | 11:47.5 | <u>8:11.1</u> | 4:57.6 | 3:20.7 | 24:40.3 | |
| 26 | Simon Webster | H8B | 4:47.6 | 3:18.1 | 11:31.9 | <u>8:11.1</u> | 5:02.7 | 3:20.8 | 20:26.8 | |
| 33 | Tony Thompson | H8B | 5:01.5 | 3:29.5 | 11:58.9 | <u>8:11.1</u> | 5:13.8 | 3:32.0 | 21:22.8 | |
| 35 | Jack Mathewson | H8B | 4:55.1 | 3:21.2 | 11:45.3 | <u>8:11.1</u> | 5:00.8 | 3:22.6 | 20:40.9 | |
| 42 | Michael McDaid | H8B | 4:51.7 | 3:21.0 | 11:43.3 | 8:14.9 | 5:19.0 | 3:27.0 | 20:56.6 | |
| 49 | Mike Simpson | H8B | 5:07.0 | 3:28.7 | 12:13.3 | 8:31.1 | 5:13.6 | 3:30.4 | 21:35.9 | |
| 50 | Mark Holmes | H3B | 5:21.9 | 3:35.8 | 12:33.6 | 8:49.0 | 5:32.7 | 3:38.2 | 22:28.7 | |
| 52 | Phil Squires | H8B | 5:15.2 | 3:31.9 | 12:36.3 | 9:02.2 | 5:27.9 | 3:31.9 | 22:28.3 | |
| 53 | Jeremy Easson | H4B | 5:21.3 | 3:31.1 | 12:41.6 | 9:02.1 | 5:27.2 | 3:33.4 | 22:51.9 | |
| 62 | Terry Cree | H3B | 5:15.7 | 11:00.0 | 25:00.0 | 21:00.0 | 5:36.2 | 3:38.2 | 22:48.2 | |
| 67 | Steve Korky Ward | H8B | 5:12.7 | 3:33.3 | 12:50.2 | 8:52.6 | 5:24.6 | 3:37.6 | 22:43.1 | |
| 69 | Peter Hinton | H6B | 5:24.5 | 3:36.2 | 12:36.8 | 8:51.1 | 5:27.4 | 3:42.8 | 22:38.6 | |
| 80 | Neal James | H6B | 5:21.7 | 3:31.8 | 12:43.5 | 9:01.3 | 5:33.4 | 3:43.0 | <u>26:19.4</u> | |
| 82 | Ricky Evans | H11B | 5:43.5 | 3:55.4 | 13:48.4 | 9:50.6 | 5:40.2 | 3:55.4 | 28:23.4 | |
| 87 | Paul Clayton | H11B | 9:00.0 | 3:52.5 | 13:42.4 | 9:46.6 | 5:59.5 | 6:00.0 | 24:53.6 | |
| 89 | David Gowing | H8B | 5:27.8 | 11:00.0 | 25:00.0 | 21:00.0 | 5:35.5 | 3:48.1 | 22:51.3 | |
| 93 | Ian Beveridge | H2B | 5:36.7 | 3:46.6 | 13:49.0 | 9:35.2 | 5:52.3 | 3:54.6 | 23:48.1 | |

Times set while missing stages are shown as **12:34.5**. Notional times are shown as 12:34.5.



Severn Valley National Historic Stages Rally

Saturday 11th April 2026

Final Class Results

| Pos | No. | Driver/Co-driver | Class | Ovrrl Pos. | Vehicle | Total Stages | Total Penalty | Total Time | Diff. Leader |
|-------------------|-----|----------------------------------|-------|------------|------------------------|--------------|---------------|------------|--------------|
| Class H2B | | | | | | | | | |
| 1 | 93 | Ian Beveridge/Kevin Hogan | H2B | 19 | Toyota Corolla TE27 | | | 1:06:22.5 | |
| Class H3B | | | | | | | | | |
| 1 | 50 | Mark Holmes/Mark Broadbent | H3B | 14 | Ford Escort | | | 1:01:59.9 | |
| 2 | 62 | Terry Cree/Graham Wild | H3B | 23 | BMW 2002 ti | | | 1:34:18.3 | 32:18.4 |
| Class H4B | | | | | | | | | |
| 1 | 22 | Ben Smith/Steven Smith | H4B | 7 | Porsche 911 RS | | | 0:56:55.8 | |
| 2 | 53 | Jeremy Easson/Mike Reynolds | H4B | 17 | Datsun 240Z | | | 1:02:28.6 | 5:32.8 |
| Class H6B | | | | | | | | | |
| 1 | 69 | Peter Hinton/Ryan Witty | H6B | 16 | Ford Escort | | | 1:02:17.4 | |
| 2 | 80 | Neal James/Steven Mark James | H6B | 18 | Ford Escort Mk2 | | | 1:06:14.1 | 3:56.7 |
| Class H8B | | | | | | | | | |
| 1 | 15 | Damien Tourish/Kevin Duggan | H8B | 2 | Ford Escort | | 1:00.0 | 0:55:31.4 | |
| 2 | 23 | Paul Thompson/Josh Davison | H8B | 3 | Ford Escort | | | 0:55:46.2 | 0:14.8 |
| 3 | 20 | Nick Elliott/Dave Price | H8B | 4 | Fiat 131 Abarth | | | 0:55:51.9 | 0:20.5 |
| 4 | 26 | Simon Webster/Jez Rogers | H8B | 5 | Ford Escort RS1800 | | | 0:56:39.0 | 1:07.6 |
| 5 | 17 | Richard Hill/Patrick Cooper | H8B | 6 | Ford Escort RS1800 | | | 0:56:45.4 | 1:14.0 |
| 6 | 35 | Jack Mathewson/Chris Williams | H8B | 8 | Fiat 131 Abarth | | | 0:57:17.0 | 1:45.6 |
| 7 | 42 | Michael McDaid/Ian Jones | H8B | 9 | Ford Escort Mk2 | | | 0:57:53.5 | 2:22.1 |
| 8 | 33 | Tony Thompson/John Connor | H8B | 10 | Ford Escort Mk2 | | | 0:58:49.6 | 3:18.2 |
| 9 | 49 | Mike Simpson/Dale Gibbons | H8B | 11 | Ford Escort Mk2 RS1800 | | | 0:59:40.0 | 4:08.6 |
| 10 | 25 | Rudi Lancaster/Andrew Richards | H8B | 12 | Ford Escort RS | | | 1:01:07.7 | 5:36.3 |
| 11 | 52 | Phil Squires/Mick Squires | H8B | 13 | Ford Escort | | | 1:01:53.7 | 6:22.3 |
| 12 | 67 | Steve Korky Ward/John Millington | H8B | 15 | Ford Escort Mk2 | | | 1:02:14.1 | 6:42.7 |
| 13 | 19 | Ben Friend/Osian Owen | H8B | 22 | Ford Escort Mk2 | | | 1:16:44.2 | 21:12.8 |
| 14 | 89 | David Gowing/James Crook | H8B | 24 | Ford Escort Mk2 | | | 1:34:42.7 | 39:11.3 |
| Class H11B | | | | | | | | | |
| 1 | 82 | Ricky Evans/Dan Evans | H11B | 20 | Peugeot 205 | | | 1:11:16.9 | |
| 2 | 87 | Paul Clayton/Veera Johnson | H11B | 21 | Peugeot 205 GTi | | | 1:13:14.6 | 1:57.7 |
| Class H12B | | | | | | | | | |
| 1 | 14 | Martin McCormack/Barney Mitchell | H12B | 1 | BMW E30 M3 | | | 0:54:17.2 | |

Results signed by Keith Ashley - Clerk of the Course

Final Penalties

| No. | Driver/Co-driver | Class | Control | Reason | Penalty | Total |
|-----|-----------------------------|-------|---------|--------------|---------|--------|
| 15 | Damien Tourish/Kevin Duggan | H8B | TC4 | Early at TC4 | 1:00.0 | 1:00.0 |

Severn Valley National Historic Stages Rally

Saturday 11th April 2026

Final Ten Best Times on Each Stage

| SS 1 Sarnau 1 Fastest 55.88mph Length 4.38 mi | | | SS 2 Roman Road 1 Fastest 55.12mph Length 2.88 mi | | | SS 3 Myherin Fastest 53.77mph Length 9.85 mi | | | SS 4 Tarennig Fastest 62.71mph Length 8.07 mi | | | SS 5 Sarnu Fastest 57.21mph Length 4.38 mi | | |
|---|-----------|--------|--|-----------|---------|--|-----------|---------|---|-----------|--------|--|-----------|--------|
| No. | Driver | Time | No. | Driver | Time | No. | Driver | Time | No. | Driver | Time | No. | Driver | Time |
| 15 | Tourish | 4:42.2 | 14 | McCormack | 3:08.1 | 14 | McCormack | 10:59.5 | 14 | McCormack | 7:43.3 | 19 | Friend | 4:35.6 |
| 19 | Friend | 4:44.4 | 23 | Thompson | 3:12.3 | 15 | Tourish | 11:16.7 | 15 | Tourish | 7:55.5 | 17 | Hill | 4:37.8 |
| 14 | McCormack | 4:44.6 | 15 | Tourish | 3:12.6 | 22 | Smith | 11:24.2 | 20 | Elliott | 7:58.9 | 14 | McCormack | 4:46.1 |
| 22 | Smith | 4:44.8 | 22 | Smith | 3:14.4 | 23 | Thompson | 11:28.8 | 23 | Thompson | 8:02.5 | 15 | Tourish | 4:47.1 |
| 20 | Elliott | 4:45.6 | 19 | Friend | 3:15.4 | 26 | Webster | 11:31.9 | 17 | Hill | 8:10.3 | 20= | Elliott | 4:53.7 |
| 23 | Thompson | 4:46.2 | 20 | Elliott | 3:16.2 | 20 | Elliott | 11:40.2 | 22= | Smith | 8:11.1 | 23= | Thompson | 4:53.7 |
| 26 | Webster | 4:47.6 | 17 | Hill | 3:16.4 | 42 | McDaid | 11:43.3 | 25= | Lancaster | 8:11.1 | 25 | Lancaster | 4:57.6 |
| 17 | Hill | 4:48.1 | 26 | Webster | 3:18.1 | 35 | Mathewson | 11:45.3 | 26= | Webster | 8:11.1 | 22= | Smith | 5:00.8 |
| 25 | Lancaster | 4:51.1 | 25 | Lancaster | 3:19.4 | 25 | Lancaster | 11:47.5 | 33= | Thompson | 8:11.1 | 35= | Mathewson | 5:00.8 |
| 42 | McDaid | 4:51.7 | 42 | McDaid | 3:21.0 | 33 | Thompson | 11:58.9 | 35= | Mathewson | 8:11.1 | 26 | Webster | 5:02.7 |
| SS 6 Roman Road 2 Fastest 54.57mph Length 2.88 mi | | | SS 7 Myherin Main Fastest 57.52mph Length 18.65 mi | | | | | | | | | | | |
| No. | Driver | Time | No. | Driver | Time | | | | | | | | | |
| 15 | Tourish | 3:10.0 | 15 | Tourish | 19:27.3 | | | | | | | | | |
| 20 | Elliott | 3:15.5 | 14 | McCormack | 19:35.8 | | | | | | | | | |
| 19 | Friend | 3:15.6 | 19 | Friend | 19:53.2 | | | | | | | | | |
| 17 | Hill | 3:17.9 | 20 | Elliott | 20:01.8 | | | | | | | | | |
| 23 | Thompson | 3:18.0 | 17 | Hill | 20:03.2 | | | | | | | | | |
| 14 | McCormack | 3:19.8 | 23 | Thompson | 20:04.7 | | | | | | | | | |
| 25 | Lancaster | 3:20.7 | 26 | Webster | 20:26.8 | | | | | | | | | |
| 26 | Webster | 3:20.8 | 35 | Mathewson | 20:40.9 | | | | | | | | | |
| 35 | Mathewson | 3:22.6 | 42 | McDaid | 20:56.6 | | | | | | | | | |
| 22 | Smith | 3:23.5 | 22 | Smith | 20:57.0 | | | | | | | | | |

Notional times are shown as 12:34.5..

Final Ten Leading Positions after Each Stage

| SS 1 Sarnau 1 Gravel Length 4.38 mi | | | SS 2 Roman Road 1 Gravel Length 2.88 mi | | | SS 3 Myherin Gravel Length 9.85 mi | | | SS 4 Tarennig Gravel Length 8.07 mi | | |
|---|-----------|-----------|---|-----------|-----------|--|-----------|-----------|---|-----------|-----------|
| No. | Driver | Total | No. | Driver | Total | No. | Driver | Total | No. | Driver | Total |
| 15 | Tourish | 0:04:42.2 | 14 | McCormack | 0:07:52.7 | 14 | McCormack | 0:18:52.2 | 14 | McCormack | 0:26:35.5 |
| 19 | Friend | 0:04:44.4 | 15 | Tourish | 0:07:54.8 | 15 | Tourish | 0:19:11.5 | 23 | Thompson | 0:27:29.8 |
| 14 | McCormack | 0:04:44.6 | 23 | Thompson | 0:07:58.5 | 22 | Smith | 0:19:23.4 | 22 | Smith | 0:27:34.5 |
| 22 | Smith | 0:04:44.8 | 22 | Smith | 0:07:59.2 | 23 | Thompson | 0:19:27.3 | 20 | Elliott | 0:27:40.9 |
| 20 | Elliott | 0:04:45.6 | 19 | Friend | 0:07:59.8 | 26 | Webster | 0:19:37.6 | 26 | Webster | 0:27:48.7 |
| 23 | Thompson | 0:04:46.2 | 20 | Elliott | 0:08:01.8 | 20 | Elliott | 0:19:42.0 | 15 | Tourish | 0:28:07.0 |
| 26 | Webster | 0:04:47.6 | 17 | Hill | 0:08:04.5 | 42 | McDaid | 0:19:56.0 | 25 | Lancaster | 0:28:09.1 |
| 17 | Hill | 0:04:48.1 | 26 | Webster | 0:08:05.7 | 25 | Lancaster | 0:19:58.0 | 42 | McDaid | 0:28:10.9 |
| 25 | Lancaster | 0:04:51.1 | 25 | Lancaster | 0:08:10.5 | 35 | Mathewson | 0:20:01.6 | 35 | Mathewson | 0:28:12.7 |
| 42 | McDaid | 0:04:51.7 | 42 | McDaid | 0:08:12.7 | 33 | Thompson | 0:20:29.9 | 33 | Thompson | 0:28:41.0 |

Severn Valley National Historic Stages Rally

Saturday 11th April 2026

Final Ten Leading Positions after Each Stage

| SS 5 Sarnu Gravel Length 4.38 mi | | | SS 6 Roman Road 2 Gravel Length 2.88 mi | | | SS 7 Myherin Main Gravel Length 18.65 mi | | |
|-------------------------------------|-----------|-----------|--|-----------|-----------|---|-----------|-----------|
| No. | Driver | Total | No. | Driver | Total | No. | Driver | Total |
| 14 | McCormack | 0:31:21.6 | 14 | McCormack | 0:34:41.4 | 14 | McCormack | 0:54:17.2 |
| 23 | Thompson | 0:32:23.5 | 23 | Thompson | 0:35:41.5 | 15 | Tourish | 0:55:31.4 |
| 20 | Elliott | 0:32:34.6 | 20 | Elliott | 0:35:50.1 | 23 | Thompson | 0:55:46.2 |
| 22 | Smith | 0:32:35.3 | 22 | Smith | 0:35:58.8 | 20 | Elliott | 0:55:51.9 |
| 26 | Webster | 0:32:51.4 | 15 | Tourish | 0:36:04.1 | 26 | Webster | 0:56:39.0 |
| 15 | Tourish | 0:32:54.1 | 26 | Webster | 0:36:12.2 | 17 | Hill | 0:56:45.4 |
| 25 | Lancaster | 0:33:06.7 | 25 | Lancaster | 0:36:27.4 | 22 | Smith | 0:56:55.8 |
| 35 | Mathewson | 0:33:13.5 | 35 | Mathewson | 0:36:36.1 | 35 | Mathewson | 0:57:17.0 |
| 17 | Hill | 0:33:24.3 | 17 | Hill | 0:36:42.2 | 42 | McDaid | 0:57:53.5 |
| 42 | McDaid | 0:33:29.9 | 42 | McDaid | 0:36:56.9 | 33 | Thompson | 0:58:49.6 |

Final Stage Positions

Total number of fastest times, second fastest times etc.

| No. | Driver | 1 | 2 | 3 | 4 | 5 | 6 | 7 | 8 | 9 | 10 | 11 | 12 | 13 | 14 | 15 |
|-----|------------------|---|---|---|---|---|---|---|---|---|----|----|----|----|----|----|
| 15 | Damien Tourish | 3 | 2 | 1 | 1 | - | - | - | - | - | - | - | - | - | - | - |
| 14 | Martin McCormack | 3 | 1 | 2 | - | - | 1 | - | - | - | - | - | - | - | - | - |
| 19 | Ben Friend | 1 | 1 | 2 | - | 1 | - | - | - | - | - | - | - | - | - | - |
| 20 | Nick Elliott | - | 1 | 1 | 1 | 2 | 2 | - | - | - | - | - | - | - | - | - |
| 23 | Paul Thompson | - | 1 | - | 2 | 2 | 2 | - | - | - | - | - | - | - | - | - |
| 17 | Richard Hill | - | 1 | - | 1 | 2 | - | 1 | 1 | - | - | - | 1 | - | - | - |
| 22 | Ben Smith | - | - | 1 | 2 | - | 1 | - | 1 | - | 2 | - | - | - | - | - |
| 26 | Simon Webster | - | - | - | - | 1 | - | 2 | 2 | - | 1 | - | - | - | - | - |
| 25 | Rudi Lancaster | - | - | - | - | - | - | 2 | - | 3 | - | - | - | - | - | - |
| 42 | Michael McDaid | - | - | - | - | - | - | 1 | - | 1 | 2 | 2 | - | 1 | - | - |
| 35 | Jack Mathewson | - | - | - | - | - | - | - | 3 | 1 | - | 2 | - | - | - | - |
| 33 | Tony Thompson | - | - | - | - | - | - | - | - | - | 1 | 1 | 2 | 1 | 1 | - |
| 49 | Mike Simpson | - | - | - | - | - | - | - | - | - | - | 2 | 4 | 1 | - | - |
| 52 | Phil Squires | - | - | - | - | - | - | - | - | - | - | - | - | 2 | 1 | 1 |
| 50 | Mark Holmes | - | - | - | - | - | - | - | - | - | - | - | - | 2 | 1 | - |
| 67 | Steve Korky Ward | - | - | - | - | - | - | - | - | - | - | - | - | - | 2 | 1 |
| 69 | Peter Hinton | - | - | - | - | - | - | - | - | - | - | - | - | - | 1 | 2 |
| 53 | Jeremy Easson | - | - | - | - | - | - | - | - | - | - | - | - | - | 1 | 2 |
| 80 | Neal James | - | - | - | - | - | - | - | - | - | - | - | - | - | - | 1 |

Note: where more than one competitor has the same stage time, they are all credited with the same stage position.

Severn Valley National Historic Stages Rally

Saturday 11th April 2026

Final Time Chart

Competitors in order of time taken on each stage

| Posn | Stage | | | | | | | | | | | | | |
|------|------------|--------|----------------|----------------|-----------|----------------|------------|----------------|---------|--------|----------------|--------|----------------|----------------|
| | 1 Sarnau 1 | | 2 Roman Road 1 | | 3 Myherin | | 4 Tarennig | | 5 Sarnu | | 6 Roman Road 2 | | 7 Myherin Main | |
| 1 | 15 | 4:42.2 | 14 | 3:08.1 | 14 | 10:59.5 | 14 | 7:43.3 | 19 | 4:35.6 | 15 | 3:10.0 | 15 | 19:27.3 |
| 2 | 19 | 4:44.4 | 23 | 3:12.3 | 15 | 11:16.7 | 15 | 7:55.5 | 17 | 4:37.8 | 20 | 3:15.5 | 14 | 19:35.8 |
| 3 | 14 | 4:44.6 | 15 | 3:12.6 | 22 | 11:24.2 | 20 | 7:58.9 | 14 | 4:46.1 | 19 | 3:15.6 | 19 | 19:53.2 |
| 4 | 22 | 4:44.8 | 22 | 3:14.4 | 23 | 11:28.8 | 23 | 8:02.5 | 15 | 4:47.1 | 17 | 3:17.9 | 20 | 20:01.8 |
| 5 | 20 | 4:45.6 | 19 | 3:15.4 | 26 | 11:31.9 | 17 | 8:10.3 | 20= | 4:53.7 | 23 | 3:18.0 | 17 | 20:03.2 |
| 6 | 23 | 4:46.2 | 20 | 3:16.2 | 20 | 11:40.2 | 22= | 8:11.1 | 23= | 4:53.7 | 14 | 3:19.8 | 23 | 20:04.7 |
| 7 | 26 | 4:47.6 | 17 | 3:16.4 | 42 | 11:43.3 | 25= | 8:11.1 | 25 | 4:57.6 | 25 | 3:20.7 | 26 | 20:26.8 |
| 8 | 17 | 4:48.1 | 26 | 3:18.1 | 35 | 11:45.3 | 26= | 8:11.1 | 22= | 5:00.8 | 26 | 3:20.8 | 35 | 20:40.9 |
| 9 | 25 | 4:51.1 | 25 | 3:19.4 | 25 | 11:47.5 | 33= | 8:11.1 | 35= | 5:00.8 | 35 | 3:22.6 | 42 | 20:56.6 |
| 10 | 42 | 4:51.7 | 42 | 3:21.0 | 33 | 11:58.9 | 35= | 8:11.1 | 26 | 5:02.7 | 22 | 3:23.5 | 22 | 20:57.0 |
| 11 | 35 | 4:55.1 | 35 | 3:21.2 | 49 | 12:13.3 | 42 | 8:14.9 | 49 | 5:13.6 | 42 | 3:27.0 | 33 | 21:22.8 |
| 12 | 33 | 5:01.5 | 49 | 3:28.7 | 17 | 12:31.7 | 49 | 8:31.1 | 33 | 5:13.8 | 49 | 3:30.4 | 49 | 21:35.9 |
| 13 | 49 | 5:07.0 | 33 | 3:29.5 | 50 | 12:33.6 | 50 | 8:49.0 | 42 | 5:19.0 | 52 | 3:31.9 | 52 | 22:28.3 |
| 14 | 67 | 5:12.7 | 53 | 3:31.1 | 52 | 12:36.3 | 69 | 8:51.1 | 67 | 5:24.6 | 33 | 3:32.0 | 50 | 22:28.7 |
| 15 | 52 | 5:15.2 | 80 | 3:31.8 | 69 | 12:36.8 | 67 | 8:52.6 | 53 | 5:27.2 | 53 | 3:33.4 | 69 | 22:38.6 |
| 16 | 62 | 5:15.7 | 52 | 3:31.9 | 53 | 12:41.6 | 80 | 9:01.3 | 69 | 5:27.4 | 67 | 3:37.6 | 67 | 22:43.1 |
| 17 | 53 | 5:21.3 | 67 | 3:33.3 | 80 | 12:43.5 | 53 | 9:02.1 | 52 | 5:27.9 | 50= | 3:38.2 | 62 | 22:48.2 |
| 18 | 80 | 5:21.7 | 50 | 3:35.8 | 67 | 12:50.2 | 52 | 9:02.2 | 50 | 5:32.7 | 62= | 3:38.2 | 89 | 22:51.3 |
| 19 | 50 | 5:21.9 | 69 | 3:36.2 | 87 | 13:42.4 | 93 | 9:35.2 | 80 | 5:33.4 | 69 | 3:42.8 | 53 | 22:51.9 |
| 20 | 69 | 5:24.5 | 93 | 3:46.6 | 82 | 13:48.4 | 87 | 9:46.6 | 89 | 5:35.5 | 80 | 3:43.0 | 93 | 23:48.1 |
| 21 | 89 | 5:27.8 | 87 | 3:52.5 | 93 | 13:49.0 | 82 | 9:50.6 | 62 | 5:36.2 | 89 | 3:48.1 | 25 | 24:40.3 |
| 22 | 93 | 5:36.7 | 82 | 3:55.4 | 19 | 20:00.0 | 19= | 21:00.0 | 82 | 5:40.2 | 93 | 3:54.6 | 87 | 24:53.6 |
| 23 | 82 | 5:43.5 | 62= | 11:00.0 | 62= | 25:00.0 | 62= | 21:00.0 | 93 | 5:52.3 | 82 | 3:55.4 | 80 | <u>26:19.4</u> |
| 24 | 87 | 9:00.0 | 89= | 11:00.0 | 89= | 25:00.0 | 89= | 21:00.0 | 87 | 5:59.5 | 87 | 6:00.0 | 82 | 28:23.4 |

Times set while missing stages are shown as 12:34.5. Notional times are shown as 12:34.5.



Severn Valley National Historic Stages Rally

Saturday 11th April 2026

Final Stage Chart

Cumulative positions after each stage (including all additional penalties)



| Posn | Stage | | | | | | | | | | | | | |
|------|------------|-----------|----------------|-----------|-----------|-----------|------------|-----------|---------|-----------|----------------|-----------|----------------|-----------|
| | 1 Sarnau 1 | | 2 Roman Road 1 | | 3 Myherin | | 4 Tarennig | | 5 Sarnu | | 6 Roman Road 2 | | 7 Myherin Main | |
| 1 | 15 | 0:04:42.2 | 14 | 0:07:52.7 | 14 | 0:18:52.2 | 14 | 0:26:35.5 | 14 | 0:31:21.6 | 14 | 0:34:41.4 | 14 | 0:54:17.2 |
| 2 | 19 | 0:04:44.4 | 15 | 0:07:54.8 | 15 | 0:19:11.5 | 23 | 0:27:29.8 | 23 | 0:32:23.5 | 23 | 0:35:41.5 | 15 | 0:55:31.4 |
| 3 | 14 | 0:04:44.6 | 23 | 0:07:58.5 | 22 | 0:19:23.4 | 22 | 0:27:34.5 | 20 | 0:32:34.6 | 20 | 0:35:50.1 | 23 | 0:55:46.2 |
| 4 | 22 | 0:04:44.8 | 22 | 0:07:59.2 | 23 | 0:19:27.3 | 20 | 0:27:40.9 | 22 | 0:32:35.3 | 22 | 0:35:58.8 | 20 | 0:55:51.9 |
| 5 | 20 | 0:04:45.6 | 19 | 0:07:59.8 | 26 | 0:19:37.6 | 26 | 0:27:48.7 | 26 | 0:32:51.4 | 15 | 0:36:04.1 | 26 | 0:56:39.0 |
| 6 | 23 | 0:04:46.2 | 20 | 0:08:01.8 | 20 | 0:19:42.0 | 15 | 0:28:07.0 | 15 | 0:32:54.1 | 26 | 0:36:12.2 | 17 | 0:56:45.4 |
| 7 | 26 | 0:04:47.6 | 17 | 0:08:04.5 | 42 | 0:19:56.0 | 25 | 0:28:09.1 | 25 | 0:33:06.7 | 25 | 0:36:27.4 | 22 | 0:56:55.8 |
| 8 | 17 | 0:04:48.1 | 26 | 0:08:05.7 | 25 | 0:19:58.0 | 42 | 0:28:10.9 | 35 | 0:33:13.5 | 35 | 0:36:36.1 | 35 | 0:57:17.0 |
| 9 | 25 | 0:04:51.1 | 25 | 0:08:10.5 | 35 | 0:20:01.6 | 35 | 0:28:12.7 | 17 | 0:33:24.3 | 17 | 0:36:42.2 | 42 | 0:57:53.5 |
| 10 | 42 | 0:04:51.7 | 42 | 0:08:12.7 | 33 | 0:20:29.9 | 33 | 0:28:41.0 | 42 | 0:33:29.9 | 42 | 0:36:56.9 | 33 | 0:58:49.6 |
| 11 | 35 | 0:04:55.1 | 35 | 0:08:16.3 | 17 | 0:20:36.2 | 17 | 0:28:46.5 | 33 | 0:33:54.8 | 33 | 0:37:26.8 | 49 | 0:59:40.0 |
| 12 | 33 | 0:05:01.5 | 33 | 0:08:31.0 | 49 | 0:20:49.0 | 49 | 0:29:20.1 | 49 | 0:34:33.7 | 49 | 0:38:04.1 | 25 | 1:01:07.7 |
| 13 | 49 | 0:05:07.0 | 49 | 0:08:35.7 | 52 | 0:21:23.4 | 50 | 0:30:20.3 | 50 | 0:35:53.0 | 52 | 0:39:25.4 | 52 | 1:01:53.7 |
| 14 | 67 | 0:05:12.7 | 67 | 0:08:46.0 | 50 | 0:21:31.3 | 52 | 0:30:25.6 | 67 | 0:35:53.4 | 67 | 0:39:31.0 | 50 | 1:01:59.9 |
| 15 | 52 | 0:05:15.2 | 52 | 0:08:47.1 | 53 | 0:21:34.0 | 69 | 0:30:28.6 | 52 | 0:35:53.5 | 50 | 0:39:31.2 | 67 | 1:02:14.1 |
| 16 | 62 | 0:05:15.7 | 53 | 0:08:52.4 | 67 | 0:21:36.2 | 67 | 0:30:28.8 | 69 | 0:35:56.0 | 53 | 0:39:36.7 | 69 | 1:02:17.4 |
| 17 | 53 | 0:05:21.3 | 80 | 0:08:53.5 | 80 | 0:21:37.0 | 53 | 0:30:36.1 | 53 | 0:36:03.3 | 69 | 0:39:38.8 | 53 | 1:02:28.6 |
| 18 | 80 | 0:05:21.7 | 50 | 0:08:57.7 | 69 | 0:21:37.5 | 80 | 0:30:38.3 | 80 | 0:36:11.7 | 80 | 0:39:54.7 | 80 | 1:06:14.1 |
| 19 | 50 | 0:05:21.9 | 69 | 0:09:00.7 | 93 | 0:23:12.3 | 93 | 0:32:47.5 | 93 | 0:38:39.8 | 93 | 0:42:34.4 | 93 | 1:06:22.5 |
| 20 | 69 | 0:05:24.5 | 93 | 0:09:23.3 | 82 | 0:23:27.3 | 82 | 0:33:17.9 | 82 | 0:38:58.1 | 82 | 0:42:53.5 | 82 | 1:11:16.9 |
| 21 | 89 | 0:05:27.8 | 82 | 0:09:38.9 | 87 | 0:26:34.9 | 87 | 0:36:21.5 | 87 | 0:42:21.0 | 87 | 0:48:21.0 | 87 | 1:13:14.6 |
| 22 | 93 | 0:05:36.7 | 87 | 0:12:52.5 | 19 | 0:27:59.8 | 19 | 0:48:59.8 | 19 | 0:53:35.4 | 19 | 0:56:51.0 | 19 | 1:16:44.2 |
| 23 | 82 | 0:05:43.5 | 62 | 0:16:15.7 | 62 | 0:41:15.7 | 62 | 1:02:15.7 | 62 | 1:07:51.9 | 62 | 1:11:30.1 | 62 | 1:34:18.3 |
| 24 | 87 | 0:09:00.0 | 89 | 0:16:27.8 | 89 | 0:41:27.8 | 89 | 1:02:27.8 | 89 | 1:08:03.3 | 89 | 1:11:51.4 | 89 | 1:34:42.7 |